

aluminium
WINDOWS



SUPER SLIM ALUMINIUM CASEMENT WINDOWS

The ALUNA window's super slim sash offers minimal sightlines for optimal views. Secure to PAS24, the ALUNA window exceeds Part L compliance with WER rating A and new build requirement of 1.4 W/(m²k) is achieved when combined with highly energy efficient glass.

The ALUNA window can be used as a side light with openers that seamlessly couples with our ALUNA bifold door system and even shares some of the same components! It can even be glazed from the inside and the outside for simple, pain-free installation.


Why choose Aluminium?

Aluminium is extremely durable and more hard-wearing than other materials on the market. You'll be able to enjoy your aluminium doors for not only years but decades to come as they're incredibly resistant to the elements.

It is also an incredibly strong material, therefore providing a high level of security and impact resistance.

Aluminium windows are among the best-insulated on the market, thanks to advanced thermal break technology, which prevents cold transfer.

They require very little maintenance to ensure optimal performance and keep them looking good as new.



The ALUNA window is available as a contemporary flush sash in our highly desirable super slim sash to complement the slim profile of modern bifold and patio doors.

With its elegant, contemporary design, the ALUNA window perfectly complements our other ALUNA systems, bringing you a cohesive range of products to complement one another. All configurations of the ALUNA window system can be finished in several glazing options to create a style that suits any property.

- 28-44mm glazing options
- Heritage/ flush & standard window options
- 1.4 U-Value
- Energy rating A
- Side hung / top hung / fixed light options available



The ALUNA window is available as a contemporary flush sash in our highly desirable super slim sash to complement the slim profile of modern bifold and patio doors.

With its elegant, contemporary design, the ALUNA window perfectly complements our other ALUNA systems, bringing you a cohesive range of products to complement one another.



HARDWARE

MILA HANDLES

The Mila handle is available in 5 suited finishes including; **Polished Gold, Polished Chrome, Smooth Satin Chrome, White, Black.**

Manufactured to be easy to operate, the modern design features an ergonomic lever contoured to the shape of your hand, and tear drop button which offers comfort during use. Complete with a **high-security locking system**, the handles are extremely reliable as they have been tested up to **50,000 cycles**. Additionally, the handles come with **10-year guarantee**, for extra peace of mind.




COASTAL STAINLESS STEEL RANGE

The high-quality, contemporary window handles from Coastal offer a sleek, contemporary look with no compromise on security.

The **slim inline profile** ideally compliments the aluminium windows while the **lockable system** is ideal for those safety-conscious homeowners.

The sharp design is also incredibly durable due to its quality choice of materials and manufacturing. The handles are manufactured from solid **316 Marine Grade Stainless Steel**, which is also available in PVD Satin Black Finish.





10
YEAR
GUARANTEE

PAS24
COMPLIANT

SUPER
SLIM
SASH

Colours

Our windows are available in three standard colours, plus two dual colour options.

For projects requiring bespoke coloured doors, any RAL colour can be available upon request.



White
RAL9016



Anthracite
Grey RAL7016



Black
RAL9005



Grey Out/
White In



Black Out/
White In



Bespoke RAL
colour


Universal Aluminium Cills

Our range of universal **aluminium cills with screw ports** are compatible with most other door and window systems, including our ACW81 window system. They are effective in directing water away from brickwork and also offer an additional design element to the aesthetics of the window.

Our aluminium cill is more robust than PVC alternatives and comes complete with plastic push-in colour matched end caps, in our standard stock colours, for a secure and sleek finish.

Cill sizes are **90mm, 150mm, 190mm** and **230mm**.

Available in Black, White, Anthracite Grey, textured Mill finish, and dual colours of White/Anthracite Grey and Black/White and can also be powder-coated in any RAL colour.



Thermal Efficiency

The ACW81 system exceeds Part L compliance with WER rating A and new build requirement of 1.4 W/(m²k) is achieved when combined with highly energy efficient glass.

Weather Resistance

Excellent weather sealing is achieved using specially designed **perimeter seals**, with the option of **weather piles** for lower thresholds. Weather-tightness tested to British standards.

Low Maintenance

Our **low-maintenance** aluminium windows are strong, durable and highly **corrosion-resistant**. Unlike timber, they don't need painting or staining to keep them **weather-proof**, and they won't rust or corrode. They will also never rot, peel or flake.

Maximum Vision

The **ACW81 Window** is designed to collaborate with all Alunet Systems products. The highly desirable **slim sashes** are a great option to complement the **slim profile** of our modern bifold and patio doors, to make the most of your stunning views.

DISCOVER MORE

Scan the QR code below to find out more about the fantastic features and benefits that our ACW81 aluminium window system has to offer.



DISCOVER
MORE >

point your smart phone
camera at the QR code
to explore our
webpage!

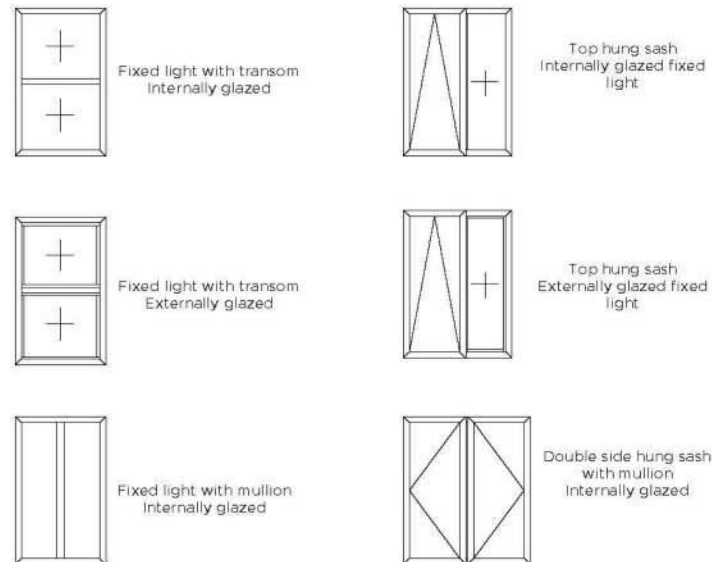


CREATE YOUR PERFECT WINDOW



Technical details at a glance:

- Maximum sash sizes of 1500mm x 1500mm (top hung) or 900mm (side hung).
- Maximum vision – slim sash to complement other door systems.
- Window Energy Rating of A which complies to Part L Requirements.
- Maximum security – PAS24:2022 compliant.
- Maximum insulation value – down to 1.4 U W/m2K.
- Maximum weather proofing – weather tightness air permeability class 4 (600 Pa) & water tightness Class 8A (Side-hung) & Class E1500 (Top-hung).
- Single or dual colour. Factory powder coated to marine quality as per Qualicoat regulations, plus any RAL colour on request.
- Maximum sash weight- 50kg (top hung) & 40kg (side hung).
- Engineering grade hardware for a smooth opening and closing operation.

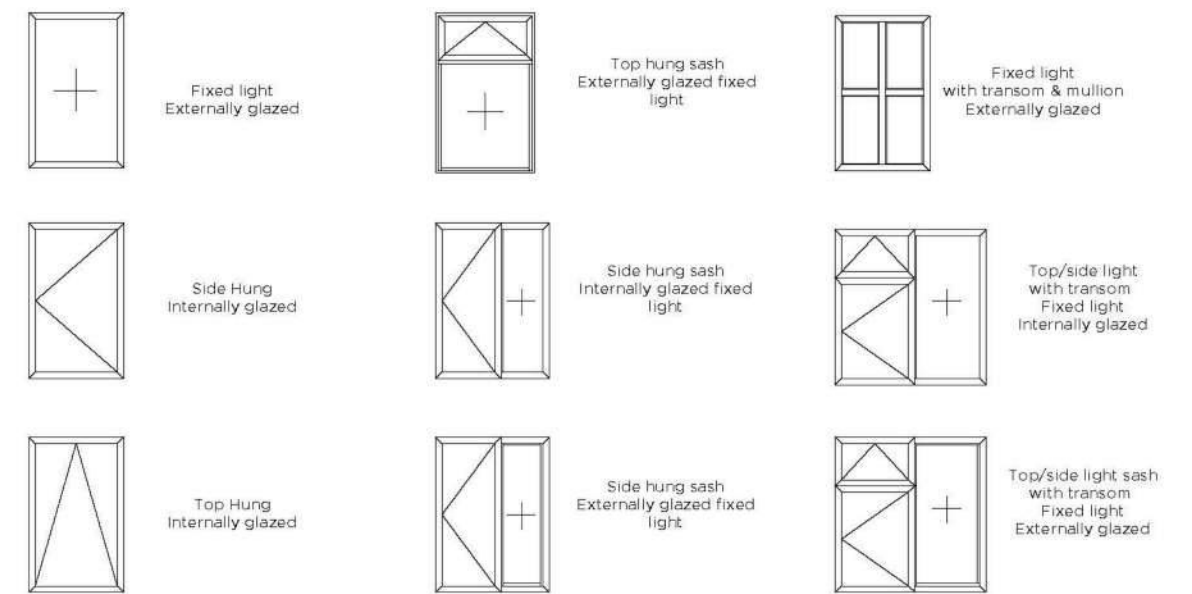


Types of Glazing

The **ACW81 Window** has a variety of glazing options to choose from, with a maximum glazing thickness of **28-44mm** including:

- External Glazing
- Reverse Adapter
- Dummy Sash

Typical Window Openings



Configurations

Some of the most popular applications that can be made from the ALUNA window system are listed below but there are many more besides. Please refer to the configuration diagram.

- Can be used as a side light with openers and easily couples to our ALUNA bifold door system.
- Side-hung opener next to a fixed frame.
- French casement window with double side-hung openers.
- Standard casement window – top opener over a fixed frame.
- Crucifix 4-pane window with 2 top openers over 2 fixed frames.

aluminium
WINDOWS



Scan the QR code to find our social media channels for all the latest news and inspiring installations.

ALUNA
WINDOW

